


BRF BESPOKE
RECEPTION
FURNITURE
CONCEPT TO COMPLETION

DESIGN | MANUFACTURE | INSTALL



Blending unique and impressive aesthetics and seamless design, we can create a comprehensive range of reception desks, desk counters, and chairs will enable your business to give the very best first impression.

With designs to suit every style and to sit within every budget, there are no limits on how you can present your brand from the outset



CONTENTS

DESIGN SERVICES _____	4 - 5
BESPOKE RECEPTION CONCEPTS _____	6 - 18
PROJECT DESIGNS _____	19



DESIGN SERVICES



By combining our CAD (Computer Aided Design) capabilities with our extensive knowledge and experience of the office furniture and interiors sector we are able to offer independent and impartial help with the design and planning of your new or existing reception space.

Following our initial consultation to define your objectives, we will carry out a survey to take the initial dimensions, note positions of windows, radiators, doors and columns together with any other elements we believe might be crucial in maximising the use of your floor-space.


We have three stages for designing your office space that consist of Consultation, 2D & 3D Layouts and Fully Rendered Visuals, to help determine your needs.

2D & 3D LAYOUTS



Subject to approval of the previous stages, we can then assist by producing fully rendered 3D views of your workspace. Now we can start adding colours to the office furniture products as well as wall and flooring finishes to allow you to view your finished office, this process allows you to make changes at the planning stage prior to the start of a project and has proved beneficial to many clients.

Following any amendments that may be required, we can then undertake to produce a 3D view showing a number of different perspective, this allows you to visualise your reception from any angle and helps to overcome many of the objections that can occur when planning a major refit or relocation.



RENDERED VISUALS

MODEL A



Model A: This Linear Low-level desk is 740mm high, available desk sizes 1800mm, 2200mm & 2800mm, other sizes available on request. All worksurfaces will be in Laminate, with all fascia panels finished in either Laminate, Veneer & Solid Surface materials.

Image shown finished in White Laminate, with optional Stainless Steel Strip, and LED Lighting.

MODEL A-V



Model A-V: This linear style desk has a high-level counter section at 1150mm high, available desk sizes 1800mm, 2200mm & 2800mm, other sizes available on request. All worksurfaces will be in Laminate, with all fascia panels finished in either Laminate, Veneer & Solid Surface materials.

Image shown finished in White Laminate, with optional Stainless Steel Strip, and LED Lighting.

Model B: This low-level desk is 740mm high, av with soft radius corners, available desk sizes 1800mm, 2200mm & 2800mm, other sizes available on request. All worksurfaces will be in Laminate, with all fascia panels finished in either Laminate, Veneer & Solid Surface materials.

Image shown finished in Laminate Raw Steel Grey, with optional Stainless Steel Strip, and LED Lighting.



MODEL B

MODEL B-V



Model B-V: This High Counter desk is 1150mm high, with radius corners, available desk sizes 1800mm, 2200mm & 2800mm, other sizes available on request. All worksurfaces will be in Laminate, with all fascia panels finished in either Laminate, Veneer & Solid Surface materials.

Image shown finished in Laminate Raw Steel Grey, with optional Stainless Steel Strip, and LED Lighting

MODEL C



Model C: This Curved style low-level desk at 740mm high available desk sizes 1800mm, 2200mm & 2800mm, other sizes available on request. All worksurfaces will be in Laminate, with all fascia panels finished in either Laminate, Veneer & Solid Surface materials.

Image shown finished in Clay Laminate, with optional Stainless-Steel Strips, and LED Lighting.

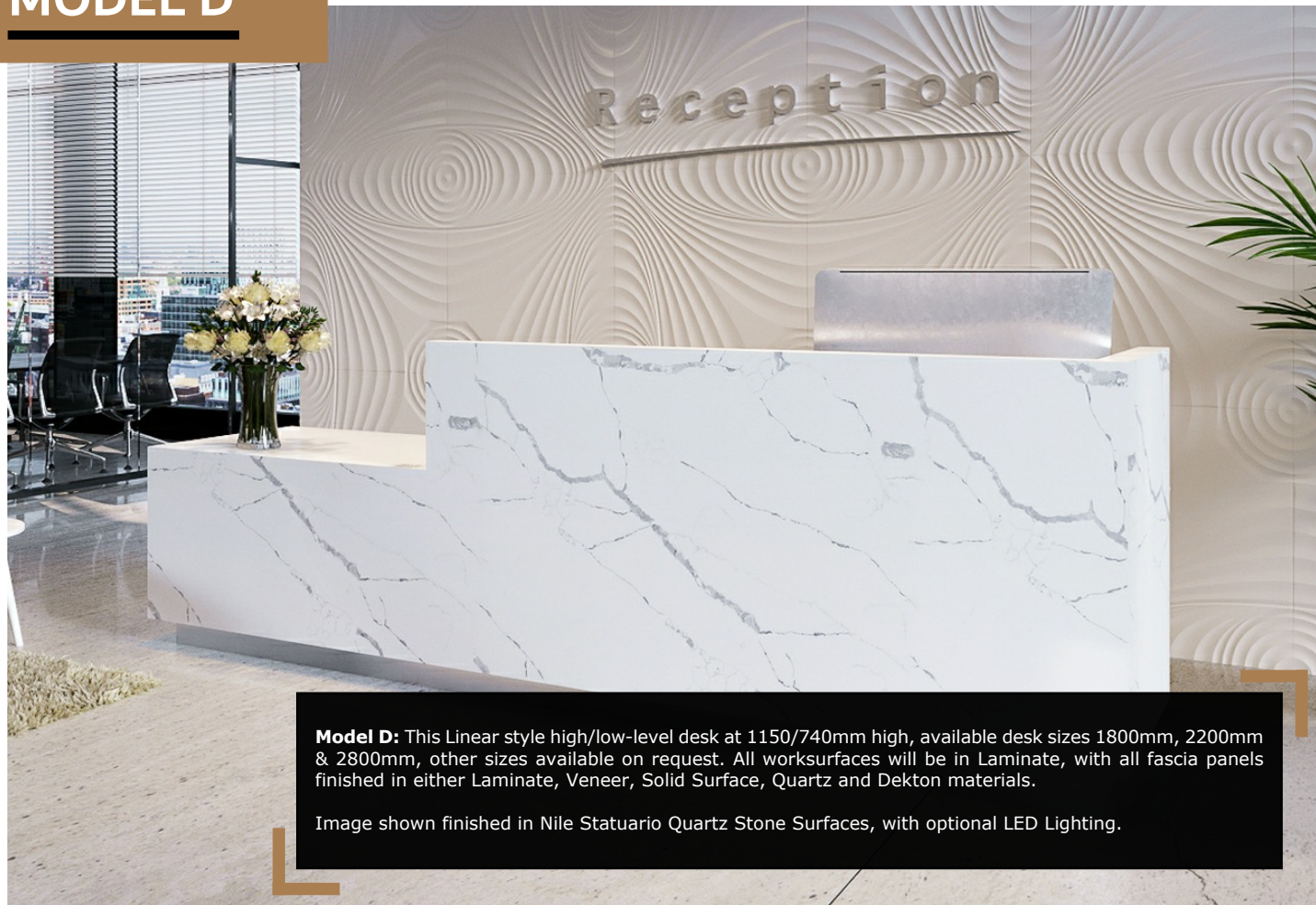
Model C-V: This Curved style desk has a high-level counter section at 1150mm high, available desk sizes 1800mm, 2200mm & 2800mm, other sizes available on request. All worksurfaces will be in Laminate, with all fascia panels finished in either Laminate, Veneer & Solid Surface materials.

Image shown finished in Clay Laminate, with optional Stainless Steel Strip, and LED Lighting



MODEL C-V

MODEL D



Model D: This Linear style high/low-level desk at 1150/740mm high, available desk sizes 1800mm, 2200mm & 2800mm, other sizes available on request. All worksurfaces will be in Laminate, with all fascia panels finished in either Laminate, Veneer, Solid Surface, Quartz and Dekton materials.

Image shown finished in Nile Statuario Quartz Stone Surfaces, with optional LED Lighting.

MODEL E



Model E: This Linear style high-level desk at 1150/740mm high, Shroud 300mm Deep allowing this to be produced in a different colour to the main desk, available desk size 2800mm, other sizes available on request. All worksurfaces will be in Laminate, with all fascia panels finished in either Laminate, Veneer, Solid Surface, Quartz and Dekton materials. Image shown main desk finished in White Laminate, High Counter Shroud in Nile Marquina Shimmer Quartz Stone Surfaces, with optional LED Plinth Lighting.

Model F: This Linear style low-level desk at 740mm high, includes a central Stave section allowing this to be produced in a different colour to the main desk, available desk sizes 1800mm, 2200mm & 2800mm, other sizes available on request. All worksurfaces will be in Laminate, with all fascia panels finished in either Laminate, Veneer, Solid Surface, Quartz and Dekton materials. Image shown main desk finished in White Laminate, Stave section in Oak laminate, with optional LED Plinth Lighting.



MODEL F

MODEL F-V



Model F-V: This Linear style high/low-level desk at 1150/740mm high, includes a central Stave section allowing this to be produced in a different colour to the main desk, available desk sizes 1800mm, 2200mm & 2800mm, other sizes available on request. All worksurfaces will be in Laminate, with all fascia panels finished in either Laminate, Veneer, Solid Surface, Quartz and Dekton materials.

Image shown main desk finished in White Laminate, Stave section in Oak laminate, with optional LED Plinth Lighting.

MODEL G



Model G: This Linear style high/low-level desk at 1150/740mm high with recessed section, allowing this to be produced in a different colour to the main desk. available desk sizes 1800mm, 2200mm & 2800mm, other sizes available on request. All worksurfaces will be in Laminate, with all fascia panels finished in either Laminate, Veneer, Solid Surface, Quartz and Dekton materials. Image shown main desk finished in Corian Designer White, Desk in Zebrano Laminate, with optional LED Recess and Plinth Lighting.

Model H: This Arc shaped high/low-level desk at 1150/740mm high with recessed section, allowing this to be produced in a different colour to the main desk, available desk sizes 1800mm, 2200mm & 2800mm, other sizes available on request. All worksurfaces will be in Laminate, with all fascia panels finished in either Laminate, Veneer, Solid Surface materials. Image shown main desk finished in Corian Designer White, Desk in Maple Veneer, with optional LED Recess and Plinth Lighting.



MODEL H

MODEL I



Model I: This Curved shaped high/low-level desk at 1150/740mm high incorporating 2 overhang section that be produced in a different colour to the curved section, available desk sizes 1800mm, 2200mm & 2800mm, other sizes available on request. All worksurfaces will be in Laminate, with all fascia panels finished in either Laminate, Veneer or Solid Surface materials.

Image shown curved section finished in White Laminate, main desk in Tobacco Walnut Veneer, with optional LED Recess and Plinth Lighting.

MODEL I-V



Model I-V: This Curved shaped high/low-level desk at 1150/740mm high incorporating 2 overhang section that be produced in a different colour to the curved section, available desk sizes 1800mm, 2200mm & 2800mm, other sizes available on request. All worksurfaces will be in Laminate, with all fascia panels finished in either Laminate, Veneer or Solid Surface materials. Image shown curved section finished in Tobacco Walnut Veneer, main desk in White Laminate, with optional LED Recess and Plinth Lighting.

Model J: This Linear style high/low-level desk at 1150/740mm, Split fascia panel incorporating LED Lighting Strip, available desk sizes 1800mm, 2200mm & 2800mm, other sizes available on request. All worksurfaces will be in Laminate, with all fascia panels finished in either Laminate, Veneer or Solid Surface materials.

Image shown in Scala Marble Laminate, with optional Glass Shelf & LED Plinth Lighting.



MODEL J

MODEL K



Model K: This Linear style high/low-level desk at 1150/740mm, Combination of full stave fascia and contrasting countertop, available desk sizes 1800mm, 2200mm & 2800mm, other sizes available on request. All worksurfaces will be in Laminate, with all fascia panels finished in either Laminate, Veneer, Solid Surface, Quartz and Dekton materials.

Image shown in Oak Stave and Carrara Marble Laminate Counter, with optional LED Plinth Lighting.

MODEL O



Model O: This Linear style high/low-level desk at 1150/740mm, Clean design with angled panels, available desk sizes 1800mm, 2200mm & 2800mm, other sizes available on request. All worksurfaces will be in Laminate, with all fascia panels finished in either Laminate or Concrete materials.

Image shown in Corian Designer White, White Laminate with optional LED Plinth Lighting.

Model Q: This Linear style low-level desk at 740mm, Clean design with 100mm thick dropdown panels creating a natural DDA Section, available desk sizes 1800mm, 2200mm & 2800mm, other sizes available on request. All worksurfaces will be in Laminate, with all fascia panels finished in either Laminate, Veneer, Solid Surface, Quartz and Dekton materials.

Image shown in White Laminate and Anthracite Panels, with optional LED Plinth Lighting.



MODEL Q


MODEL R



Model R: This Linear style high/low-level desk at 1150/740mm, Stylish design incorporating built in counter section creating a natural DDA Section, available desk sizes 1800mm, 2200mm & 2800mm, other sizes available on request. All worksurfaces will be in Laminate, with all fascia panels finished in either Laminate, Veneer, Solid Surface, Quartz and Dekton materials.

Image shown in Walnut Laminate and Carrara Marble Laminate Counter, with optional LED Plinth Lighting.

PROJECT A



Project A: Working closely with the client we understood the requirements, to create a corporate looking reception desk for a busy international church, this had to compliment the building works for this area that had already been instructed. We produced both 2D & 3D Renders to help the client understand how the finished reception desk would look when completed.

Finishes included Egger Gray Bardino Oak Melamine with Corian Sand Storm for the Countertop and Plinths.

Project B: Design and installation of bespoke reception desk and storage for London Aesthetics Clinic, from the original design work the client had a very clear idea of what they were looking to achieve from the design and desk through to storage and signage. We produced both 2D & 3D Renders to assist the client with decision making, most of this work was done remotely due to the initial UK lockdowns.

Finishes included, Egger Walnut & Steel Effect Laminates, Stainless Steel Signage and LED Lighting.





PROJECT B



(A Division of Globaltopz UK Ltd)

 Unit 28 Bourne End Mills Industrial Estate
Upper Bourne End Lane
Hemel Hempstead
Herts HP1 2UJ

 0800 612 4174

 info@bespokereceptionfurniture.co.uk
 www.bespokereceptionfurniture.co.uk